
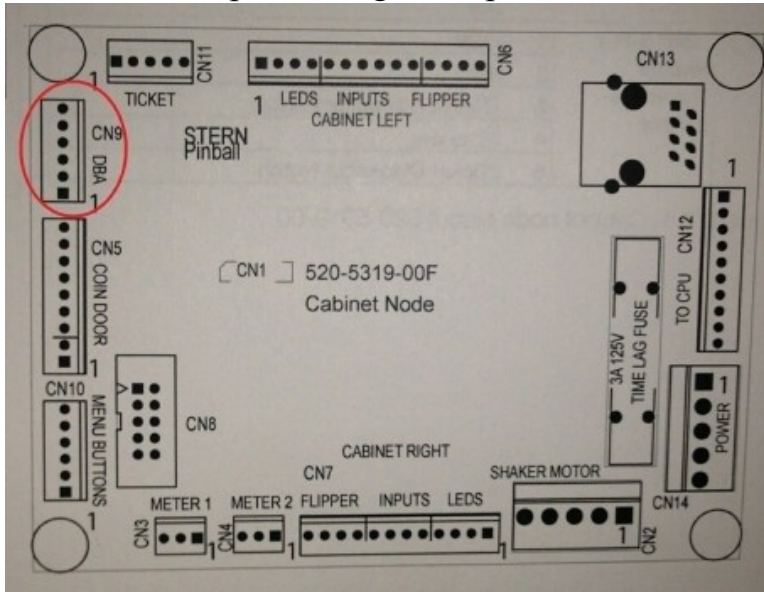




Speaker Light Kit power connection in SPIKE System Stern games



Locate Cabinet Node 1 in your SPIKE System game. This is a printed circuit board that is located inside the coin door on the left side of the cabinet (inside the cabinet, below the left flipper button). On **Cabinet Node 1** you will find the CN9 connection on the top left area of the board.



Plug the SAM to SPIKE 12v Power Harness into the CN9 connection. This harness connection is keyed so it can only be plugged in the proper direction.



Plug the 2 pin end of the power cable into the SAM to SPIKE 12v Power Harness. Route the power cable through the cable clamps, along with the other wires, and into the backbox where it will plug into the RGB controller.